



TC7X Series Technical Accessory Guide







Note: TC70X Windows 10 configurations discontinued 6/2018 - see PMB 3120




NOTE: This document is only for general reference. Solution Builder and related PMBs should be used for product availability, pricing, and final solution selection.

* Zebra does not endorse or specifically recommend any **third-party products, accessories, or hardware**. ZEBRA DISCLAIMS ANY AND ALL LIABILITY, INCLUDING ANY EXPRESS OR IMPLIED WARRANTIES, WHETHER ORAL OR WRITTEN, FOR SUCH THIRD PARTY PRODUCTS, ACCESSORIES, OR HARDWARE. THE CUSTOMER ACKNOWLEDGES THAT NO REPRESENTATION HAS BEEN MADE BY ZEBRA AS TO THE FITNESS OF THE THIRD-PARTY PRODUCTS, ACCESSORIES, OR HARDWARE FOR THE CUSTOMER'S INTENDED PURPOSE.

Cradles/Charging




Part Number	Picture	Description	Notes	Required Items
CRD-TC7X-SE2CPP-01		2-Slot Charge-Only ShareCradle (for all TC7X series)	<ul style="list-style-type: none"> Supports charging of spare Power Precision+ batteries used with TC70x and TC75x series. Blue dot/label on cradle distinguishes from TC70/TC75 cradle (CRD-TC7X-SE2CU1-01). Will also support charging of TC70/TC75 series batteries (non-Power Precision+). Will charge both TC7X with 1X battery and one spare 1X battery Compatible with TC7X with a hand strap and Stylus attached Also compatible with Snap-On accessories attached (e.g. MSR, Trigger Handle etc...) Connects to charging connectors on bottom of TC7X for charging 	<ul style="list-style-type: none"> Power Supply (PWR-BGA12V50W0WW and CBL-DC-388A1-01) AC Line Cord (23844-00-00R).
CRD-TC7X-SE2EPP-01		2-Slot USB/Ethernet/Charging ShareCradle (for all TC7X series)	<ul style="list-style-type: none"> Supports charging of spare Power Precision+ batteries used with TC70x and TC75x series. Blue dot/label on cradle distinguishes from TC70/TC75 cradle (CRD-TC7X-SE2EU1-01). Will also support charging of TC70/TC75 series batteries (non-Power Precision+). Will charge both TC7X with 1X battery and one spare 1X battery Compatible with TC7X with a hand strap and Stylus attached NOT compatible with Snap-On accessories attached (e.g. MSR, Trigger Handle etc...) Connects to charging connectors on bottom of TC7X for charging and connects to communication port on back of TC7X for USB communications. USB to Ethernet Module (MOD-MT2-EU1-01) integrated into the bottom of the cradle Mechanical switch selects between USB B port and RJ45 Ethernet jack. 10/100/1000 Mbps speed LEDs on module indicate connectivity and speed. 	<ul style="list-style-type: none"> Power Supply (PWR-BGA12V50W0WW and CBL-DC-388A1-01) AC Line Cord (23844-00-00R). USB Cable (25-124330-01R) for PC connection





MOD-MT2-EU1-01		USB to Ethernet Module	<ul style="list-style-type: none"> Attaches to 2-Slot USB/Charging ShareCradle (CRD-TC7X-SE2EU1-01) to provide Ethernet support Mechanical switch selects between USB B port and RJ45 Ethernet jack. 10/100/1000 Mbps speed LEDs on module indicate connectivity and speed. Already pre-installed on Ethernet Cradle (CRD-TC7X-SE2EU1-01). This would be a spare module if ordered for the TC7X. 	2-Slot USB/Charging ShareCradle (CRD-TC7X-SE2EU1-01)
CRD-TC7X-SE5C1-01		5-Slot Charge-Only ShareCradle	<ul style="list-style-type: none"> Will charge up to five TC7X units Compatible with TC7X with a hand strap and Stylus attached Also compatible with Snap-On accessories attached (e.g. MSR, Trigger Handle etc...) Can accommodate either five TC7Xs or four TC7Xs and one 4-Slot Spare Battery Charger Can be racked/ mounted in a standard 19inch rack system via the mounting accessory Connects to charging connectors on bottom of TC7X for charging 	<ul style="list-style-type: none"> DC Line Cord (CBL-DC-382A1-01) and Power Supply (PWR-BGA12V108W0WW) AC Line Cord (23844-00-00R)
CRD-TC7X-SE5C-KT2		5-Slot Charge-Only ShareCradle Kit	<ul style="list-style-type: none"> Will charge up to five TC7X units Compatible with TC7X with a hand strap and Stylus attached Also compatible with Snap-On accessories attached (e.g. MSR, Trigger Handle etc...) Can accommodate either five TC7Xs or four TC7Xs and one 4-Slot Spare Battery Charger Can be racked/ mounted in a standard 19inch rack system via the mounting accessory Connects to charging connectors on bottom of TC7X for charging Includes DC Line Cord (CBL-DC-381A1-01), Power Supply (PWR-BGA12V108W0WW), and AC Line Cord (23844-00-00R) 	
CRD-TC7X-SE5KT1-01		5-Slot Charge-Only ShareCradle with Spare Battery Charging slot	<ul style="list-style-type: none"> Will charge up to four TC7X units and four spare batteries Compatible with TC7X with a hand strap and Stylus attached Also compatible with Snap-On accessories attached (e.g. MSR, Trigger Handle etc...) Can be racked/ mounted in a standard 19inch rack system via the mounting accessory Connects to charging connectors on bottom of TC7X for charging Includes 5-Slot Charge-Only ShareCradle (CRD-TC7X-SE5C1-01) with four TC7X slots and ShareCradle 4-Slot Battery Charger Adapter Cup (CUP-SE-BTYADP1-01) NOTE: Only one TC7X 4-Slot Battery Charger (SAC-TC7X-4BTYPP-01) can be installed on the 5-Slot ShareCradle. Charger is installed on left most slot on ShareCradle. 	<ul style="list-style-type: none"> DC Line Cord (CBL-DC-382A1-01) and Power Supply (PWR-BGA12V108W0WW) AC Line Cord (23844-00-00R) 4-Slot Battery Charger (SAC-TC7X-4BTYPP-01)






<p>CRD-TC7X-5C4B-KT1</p>		<p>5-Slot Charge-Only ShareCradle with Spare Battery Charging Kit (US)</p>	<ul style="list-style-type: none"> ▶Will charge up to four TC7X units and four spare batteries ▶Compatible with TC7X with a hand strap and Stylus attached ▶Also compatible with Snap-On accessories attached (e.g. MSR, Trigger Handle etc...) ▶Can be racked/ mounted in a standard 19inch rack system via the mounting accessory ▶Connects to charging connectors on bottom of TC7X for charging ▶Includes 5-Slot Charge-Only ShareCradle with Spare Battery Charging (CRD-TC7X-SE5KT1-01), 4-Slot Battery Charger (SAC-TC7X-4BTYPP-01), Battery Charger Cradle Adapter Cup (CUP-SE-BTYADP1-01), DC Line Cord (CBL-DC-381A1-01), Power Supply (PWR-BGA12V108W0WWW), and AC Line Cord (23844-00-00R) ▶NOTE: Only one TC7X 4-Slot Battery Charger (SAC-TC7X-4BTYPP-01) can be installed on the 5-Slot ShareCradle. Charger is installed on left most slot on ShareCradle. 	
<p>CRD-TC7X-5C4B-UK1</p>		<p>5-Slot Charge-Only ShareCradle with Spare Battery Charging Kit (for UK)</p>	<ul style="list-style-type: none"> ▶Will charge up to four TC7X units and four spare batteries ▶Compatible with TC7X with a hand strap and Stylus attached ▶Also compatible with Snap-On accessories attached (e.g. MSR, Trigger Handle etc...) ▶Can be racked/ mounted in a standard 19inch rack system via the mounting accessory ▶Connects to charging connectors on bottom of TC7X for charging ▶Includes 5-Slot Charge-Only ShareCradle with Spare Battery Charging (CRD-TC7X-SE5KT1-01), 4-Slot Battery Charger (SAC-TC7X-4BTYPP-01), Battery Charger Cradle Adapter Cup (CUP-SE-BTYADP1-01), DC Line Cord (CBL-DC-381A1-01), Power Supply (PWR-BGA12V108W0WWW), and AC Line Cord for UK (50-16000-219R) ▶NOTE: Only one TC7X 4-Slot Battery Charger (SAC-TC7X-4BTYPP-01) can be installed on the 5-Slot ShareCradle. Charger is installed on left most slot on ShareCradle. 	
<p>PSP5TC75-01 (3rd party) *</p> <p>http://www.portsmith.com</p>		<p>Portsmith 5-Slot Charge-Only Dock</p>	<ul style="list-style-type: none"> ▶Charges five devices per module from a single power supply. ▶Durable rugged ABS cradle materials ▶Precision alignment of the handheld into the cradle ▶One handed insertion and removable ▶Safe and regulated power at each cup - 5VDC 2A delivered to each slot ▶Powder-coated steel chassis ▶Better space efficiency compared to five individual charging docks ▶Dimensions: 23" wide, 5" deep, 7" tall ▶Includes power supply and line cord for use in North America. 	

<p>PSP4TC75-02 (3rd party) *</p> <p>http://www.portsmith.com</p>		<p>Portsmith 4-Slot Charge-Only Dock - for Rack Mounting</p>	<ul style="list-style-type: none"> Charges four devices per rack module from a single power supply. Durable rugged ABS cradle materials Precision alignment of the handheld into the cradle One handed insertion and removable Safe and regulated power at each cup - 5VDC 2A delivered to each slot Powder-coated steel chassis Mounts in any industry standard server or wall mount rack 6U or 10.5 inches tall Includes power supply and line cord for use in North America. 	
<p>CRD-TC7X-SE5EU1-01</p>		<p>5-Slot Ethernet/Charging ShareCradle</p>	<ul style="list-style-type: none"> Allows speeds up to 1 Gb Will charge both TC7X with 1X battery and one spare 1X battery Compatible with TC7X with a hand strap and Stylus attached NOT compatible with Snap-On accessories attached (e.g. MSR, Trigger Handle etc...) Can accommodate either five TC7Xs or four TC7Xs and one 4-Slot Spare Battery Charger Can be racked/ mounted in a standard 19inch rack system via the mounting accessory Connects to communication/ charging port on back of TC7X for charging and communications. 	<ul style="list-style-type: none"> DC Line Cord (CBL-DC-382A1-01) and Power Supply (PWR-BGA12V108W0WWW) AC Line Cord (23844-00-00R)
<p>SAC-TC7X-4BTYPP-01</p>		<p>4-Slot Battery Charger (for all TC7X series)</p>	<ul style="list-style-type: none"> Supports charging of spare Power Precision+ batteries used with TC70x and TC75x series. Blue dot/label on charger distinguishes from TC70/TC75-only charger (SAC-TC7X-4BTYC1-01). Will also support charging of TC70/TC75 series batteries (non-Power Precision+). Charges up to four spare batteries only Can be used standalone or one charger can be installed on the 5-Slot ShareCradle to allow four TC7X units and four spare batteries to be charged simultaneously. Charger will pull power from 5-Slot ShareCradle. 	<p>For Standalone use:</p> <ul style="list-style-type: none"> Power Supply (PWR-BGA12V50W0WWW and CBL-DC-388A1-01) AC Line Cord (23844-00-00R). <p>For 5-Slot ShareCradle mounting:</p> <ul style="list-style-type: none"> 5-Slot Charge-Only ShareCradle (CRD-TC7X-SE5C1-01) and ShareCradle 4-Slot Battery Charger Adapter Cup (CUP-SE-BTYADP1-01) OR 5-Slot Charge-Only ShareCradle with Spare Battery Charging slot (CRD-TC7X-SE5KT1-01)
<p>CUP-SE-BTYADP1-01</p>		<p>4-Slot Battery Charger Adapter Cup</p>	<ul style="list-style-type: none"> Allows for a TC7X 4-Slot Battery Charger (SAC-TC7X-4BTYPP-01 or SAC-TC7X-4BTYC1-01) to be charged and docked on the 5-Slot ShareCradles. Adapter Cup will pull power from 5-Slot ShareCradle and has pigtail cable to power 4-Slot Battery Charger. NOTE: Only one TC7X 4-Slot Battery Charger (SAC-TC7X-4BTYPP-01 or SAC-TC7X-4BTYC1-01) can be installed on the 5-Slot ShareCradle. Charger is installed on left most slot on ShareCradle. 	





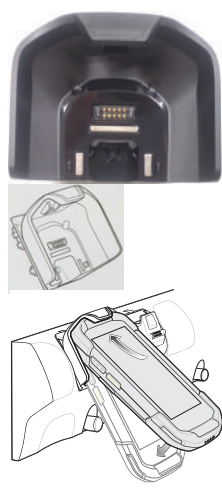
<p>BRKT-SCRD-SMRK-01</p>		<p>5-Slot ShareCradle Mounting Bracket</p>	<ul style="list-style-type: none"> ▶Allows for rack and wall mounting of one 5-Slot ShareCradle OR up to two 2-Slot Cradles or 4-Slot Battery Chargers. ▶Bracket can be mounted on standard 19" network rack or on a wall. ▶Provides cable routing slots and removable power supply tray that stores and conceals power supplies. ▶Adjustable tabs & screw mounts for easy hanging/installation. ▶Adjustable orientations: <ul style="list-style-type: none"> - 25° High Density (5-Slot Charge Only Cradle) - Horizontal (5-Slot Ethernet Cradle, Single Slot Cradles, and 4-Slot Battery Chargers) 	
<p>CRD-TC7X-CVCD1-01</p>		<p>Charge-Only Vehicle Cradle</p>	<ul style="list-style-type: none"> ▶Supports snap on TC7X accessories, excluding the Pistol Grip Trigger Handle. ▶Uses unique tabs on power cable connector to ensure reliable power connection. ▶Includes removable mounting plate that provides for quick removal of the cradle using a single thumb screw on the top of the cradle. 	<p>For Charging: Cigarette Lighter Auto Charge Cable (CHG-AUTO-CLA1-01) OR Hard Wired Auto Charge Cable (CHG-AUTO-HWIRE1-01) OR Auto Charger Cable for Vehicle Cradles/Snap-on Cables and ZQ510/ZQ520 Series Printer (VAM-MPP-VHCH1-01) OR Legacy Zebra Vehicle Cradle Adapter Cable (CBL-TC7X-GFS-01)</p> <p>For Mounting: Windshield Suction Mount (RAM-B-166U) OR Vehicle Cradle RAM mount ball (RAM-B-238U) and additional RAM mount hardware</p>
<p>23-7X-09-TPC-010 (Charge-Only Cigarette Lighter Adapter plug)</p> <p>23-7X-09-TPC-020 (Charge-Only Hard-wired power connection)</p> <p>(3rd party) *</p> <p>http://tis-gmbh.de/en</p>		<p>TIS Charge-Only Vehicle Cradle</p>	<ul style="list-style-type: none"> ▶Available in both hard-wired and cigarette light adapter cable configurations ▶Durable cradle design for rugged enterprise use ▶AMPS hole pattern for simple wall, pedestal or vehicle dashboard mounting ▶Swivel mount ▶Does not include pictured RAM brackets 	



CRD-TC7X-VCD1-01		Vehicle Data Communication and Charge Cradle Kit with USB I/O Hub	<ul style="list-style-type: none"> ▶Includes TC7X Vehicle Data Communication Device Holder/Cradle (CRD-TC7X-DCVH-01) and USB I/O Hub (SHARE-USBH-01) ▶15 pin connector connects Holder/Cradle to USB I/O Hub ▶USB I/O Hub includes the following ports: <ul style="list-style-type: none"> - 3 standard USB A size ports - each can provide 1.5A current. - 1 USB A Charge-Only port - can provide 1.5A current for charging cell phones, tablets, headsets, etc. - 3.5mm headset jack ▶TC7X is automatically placed in USB Host mode ▶Accepts 12/24V power from vehicle and provides power conditioning (SAE/ISO) to TC7X ▶Does NOT support snap on accessories. ▶Supports Handstrap + Stylus. ▶Cradle must be powered externally for USB ports to be functional. 	<p>For Charging: Cigarette Lighter Auto Charge Cable (CHG-AUTO-CLA1-01) OR Hard Wired Auto Charge Cable (CHG-AUTO-HWIRE1-01) OR Vehicle Charger Cable for Vehicle Cradles/Snap-on Cables and ZQ500/QLn Series Printers (VAM-MPP-VHCH1-01) OR Legacy Zebra Vehicle Cradle Adapter Cable (CBL-TC7X-GFS-01)</p> <p>For Mounting Cradle: Windshield Suction Mount (RAM-B-166U) OR Vehicle Cradle RAM mount ball (RAM-B-238U) and additional RAM mount hardware</p> <p>For Mounting I/O Hub: Mount on flat surface OR Vehicle Cradle RAM mount ball (RAM-B-238U) and additional RAM mount hardware</p>
CRD-TC7X-DCVH-01		Vehicle Data Communication Device Holder/Cradle	<ul style="list-style-type: none"> ▶Does NOT support snap on accessories. ▶Supports Handstrap + Stylus. ▶15 pin connector on cable is used to attach to USB I/O Hub (SHARE-USBH-01) 	<p>USB I/O Hub (SHARE-USBH-01)</p> <p>For Mounting: Windshield Suction Mount (RAM-B-166U) OR Vehicle Cradle RAM mount ball (RAM-B-238U) and additional RAM mount hardware</p>
SHARE-USBH-01		USB I/O Hub for Vehicle Data Communication Cradle	<ul style="list-style-type: none"> ▶15 pin connector on cable is used to attach to USB I/O Hub (SHARE-USBH-01) ▶Includes the following ports: <ul style="list-style-type: none"> - 3 standard USB A size ports - each can provide 1.5A current. - 1 USB A Charge-Only port - can provide 1.5A current or charging cell phones, tablets, headsets, etc. - 3.5mm headset jack ▶Host device (TC7X) is automatically placed in USB Host mode ▶Accepts 12/24V power from vehicle and provides power conditioning (SAE/ISO) to host device (TC7X) ▶Hub must be powered externally for USB ports to be functional. 	<p>Vehicle Data Communication Device Holder/Cradle (CRD-TC7X-DCVH-01)</p> <p>For Charging: Cigarette Lighter Auto Charge Cable (CHG-AUTO-CLA1-01) OR Hard Wired Auto Charge Cable (CHG-AUTO-HWIRE1-01) OR Vehicle Charger Cable for Vehicle Cradles/Snap-on Cables and ZQ500/QLn Series Printers (VAM-MPP-VHCH1-01) OR Legacy Zebra Vehicle Cradle Adapter Cable (CBL-TC7X-GFS-01)</p> <p>For Mounting: Mount on a flat surface OR Vehicle Cradle RAM mount ball (RAM-B-238U) and additional RAM mount hardware</p>

<p>3PTY-PCLIP-710832</p>		<p>Forklift Cradle with 8" Post for Forklift Grill Mounting</p> 	<ul style="list-style-type: none"> •Features a unique and rugged design that not only secures and protects the TC7X, but enables the operator to quickly and easily adjust the cradle position for optimal device access. •A pivoting device securement arm on top of the cradle holds the TC7X firmly into the cradle during operation. •Four vibration-mitigating pads on the back of the cradle dramatically reduce shock to the device. The pedestal mount features quick-adjust joints with interlocking teeth for superior strength and device stability in spite of excessive shock and vibration. •Does NOT support snap on accessories. •Supports Handstrap + Stylus. •Does NOT charge TC7X •NOTE: TC7X fits into cradle with display facing away from driver (for driver safety). It will not allow TC7X to be inserted with display facing the driver. •NOTE: Restricted Product - Must open CPR at http://cpr.zebra.com (Zebra internal site). Sample devices shall then be provided, and once the customer approves these demo devices, the SKU shall be opened for sale to that customer. Refer to PMB 2756 for details. 	
<p>3PTY-PCLIP-710833</p>		<p>Forklift Cradle with 2" Post for Forklift Grill Mounting</p> 	<ul style="list-style-type: none"> •Features a unique and rugged design that not only secures and protects the TC7X, but enables the operator to quickly and easily adjust the cradle position for optimal device access. •A pivoting device securement arm on top of the cradle holds the TC7X firmly into the cradle during operation. •Four vibration-mitigating pads on the back of the cradle dramatically reduce shock to the device. The pedestal mount features quick-adjust joints with interlocking teeth for superior strength and device stability in spite of excessive shock and vibration. •Does NOT support snap on accessories. •Supports Handstrap + Stylus. •Does NOT charge TC7X •NOTE: TC7X fits into cradle with display facing away from driver (for driver safety). It will not allow TC7X to be inserted with display facing the driver. •NOTE: Restricted Product - Must open CPR at http://cpr.zebra.com (Zebra internal site). Sample devices shall then be provided, and once the customer approves these demo devices, the SKU shall be opened for sale to that customer. Refer to PMB 2756 for details. 	






CHG-AUTO-HWIRE1-01		Hard Wired Auto Charger Cable for Vehicle Cradles	<ul style="list-style-type: none"> ▶12/24V ▶Includes tab on Barrel jack end for ensuring a reliable connection to TC7X Vehicle Cradles. ▶Bare wire end connects directly to vehicle power source. ▶Only compatible with TC7X Vehicle Cradles (CRD-TC7X-VCD1-01 or CRD-TC7X-CVCD1-01) ▶Approximate cable length is 13 ft. 	
CBL-TC7X-GFS-01		Legacy Vehicle Cradle Power Adapter Cable	<ul style="list-style-type: none"> ▶Allows TC7X Vehicle Cradles to use power cables from legacy Zebra device vehicle cradles including: MC5x/MC6x, MC7x, MC9x-Brick, MC9x-Short, or MC95 which use cable SKUs 25-128973-01R, 25-61987-01R, or 25-128974-01R. ▶Cable length is 11.5" ▶NOTE: This is a custom product. Please work with your Zebra representative to open a Custom Product Request (CPR) if you would like to order this cable. 	
VAM-MPP-VHCH1-01		Vehicle Charger Cable for Vehicle Cradles/Snap-on Cables and ZQ500/QLn Series Printers	<ul style="list-style-type: none"> ▶Charger with charge both: <ul style="list-style-type: none"> (1) the TC7X Vehicle Cradles or TC7X Charging Cable Cup, Serial/Charge Cable, USB/Charge Cable Cups (2) a ZQ500 or QLn series printer ▶Includes the following: <ul style="list-style-type: none"> (1) Power Supply (P1093358) which has square locking connector and one USB-A port which can be used to charge an additional device. (2) cable for charging TC7X Vehicle Cradle (includes tab on Barrel jack end for ensuring a reliable connection to the cradle) and ZQ500/QLn printer (3) cable for charging TC7X Charging Cable Cup, Serial/Charge Cable, or USB/Charge Cable Cups and ZQ500/QLn printer. (4) Cigarette Lighter Adapter power cord (5) Hard Wired (bare wire) power cord <p>Choose preferred charging cable (2) or (3) and preferred power cord (4) or (5)</p>	
RAM-B-166U		Vehicle Cradle Windshield Suction Cup Mount	<ul style="list-style-type: none"> ▶RAM Twist Lock Suction Cup with Double Socket Arm and Diamond Base Adapter ▶Overall Length: 6.75" ▶Attaches to back of Vehicle Cradles 	
RAM-B-238U		Vehicle Cradle RAM Mount ball	<ul style="list-style-type: none"> ▶RAM 2.43" x 1.31" Diamond Ball Base w/ 1" Ball ▶Attaches to back of Vehicle Cradles 	Requires additional RAM hardware to mount vehicle cradle

<p>3PTY-PCLIP-215500</p>		<p>Tilt Swivel Mount For TC7X Vehicle Cradle</p> 	<ul style="list-style-type: none"> ▶For mounting Vehicle Cradle on any flat surface. ▶Angles/Tilts 15 degrees ▶Swivels 360 degrees ▶Extends 1 inch / 2.54 cm ▶Base Plate and Face Plate has AMPS hole pattern ▶Weight capacity 25 lbs / 11.34 kgs ▶NOTE: Restricted Product - Must open CPR at http://cpr.zebra.lan (Zebra internal site). Sample devices shall then be provided, and once the customer approves these demo devices, the SKU shall be opened for sale to that customer. Refer to PMB 2756 for details. 	<p>Vehicle Cradle (CRD-TC7X-CVCD1-01)</p>
<p>3PTY-PCLIP-710834</p>		<p>4" tall Pedestal Mounting Kit For TC7X Vehicle Cradle - Horizontal & Vertical Adjustment</p> 	<ul style="list-style-type: none"> ▶4 inch Solid-core Aluminum quick-adjust interlocking joints. ▶Mount also features a 2 inch 90-degree offset extension rod to enable both horizontal and vertical adjustment to achieve optimal device/cradle positioning. ▶AMPS hole pattern in mount bases ▶Quick and easy installation ▶Adjustable for optimal positioning ▶Weight capacity over 300 lbs ▶NOTE: Restricted Product - Must open CPR at http://cpr.zebra.lan (Zebra internal site). Sample devices shall then be provided, and once the customer approves these demo devices, the SKU shall be opened for sale to that customer. Refer to PMB 2756 for details. 	<p>Vehicle Cradle (CRD-TC7X-CVCD1-01)</p>
<p>3PTY-PCLIP-710835</p>		<p>4" tall Pedestal Mounting Kit - Horizontal Adjustment</p> 	<ul style="list-style-type: none"> ▶4 inch Solid-core Aluminum quick-adjust interlocking joints. ▶Mount also features a 2 inch Horizontal extension rod between mount bases ▶AMPS hole pattern in mount bases ▶Quick and easy installation ▶Adjustable for optimal positioning ▶Weight capacity over 300 lbs ▶NOTE: Restricted Product - Must open CPR at http://cpr.zebra.lan (Zebra internal site). Sample devices shall then be provided, and once the customer approves these demo devices, the SKU shall be opened for sale to that customer. Refer to PMB 2756 for details. 	<p>Vehicle Cradle (CRD-TC7X-CVCD1-01)</p>

3PTY-PCLIP-710836		<p>2" tall Pedestal Mounting Kit For TC7X Vehicle Cradle</p> 	<ul style="list-style-type: none"> ▶2 inch Solid-core Aluminum quick-adjust interlocking joint. ▶The round bases provide an industry-standard 4-hole AMPS mounting pattern with approximately 20 degrees of rotation to facilitate the perfect mounting angle and device placement. ▶Adjustable for optimal positioning ▶Weight capacity over 300 lbs ▶NOTE: Restricted Product - Must open CPR at http://cpr.zebra.com (Zebra internal site). Sample devices shall then be provided, and once the customer approves these demo devices, the SKU shall be opened for sale to that customer. Refer to PMB 2756 for details. 	Vehicle Cradle (CRD-TC7X-CVCD1-01)
CHG-TC7X-CLA1-01		Charging Cable Cup with Cigarette Lighter Adapter	<ul style="list-style-type: none"> ▶Provides a smaller footprint for charging TC7X in the vehicle via a cigarette light adapter. ▶Connects to charge contacts on bottom of TC7X. ▶Can be used at same time as Snap-on accessories, including Pistol Grip Trigger Handle. 	
CHG-TC7X-CBL1-01		Charging Cable Cup	<ul style="list-style-type: none"> ▶Provides a smaller footprint for charging TC7X ▶Connects to charge contacts on bottom of TC7X. ▶Can be used at same time as Snap-on accessories, including Pistol Grip Trigger Handle. 	Power Supply (PWR-BUA5V16W0WW), DC Line Cord (CBL-DC-383A1-01) and AC Line Cord (50-16000-182R) for charging OR Vehicle Charger Cable for Vehicle Cradles/Snap-on Cables and ZQ500/QLn Series Printers (VAM-MPP-V/CH1-01)
MC95 Style Cradles - these cradles are typically used by customers with a mixed install base of MC95 and TC7X devices				
Part Number	Picture	Description	Notes	Required Items
ADP-TC7X-REU95-01		MC95 4-Slot Cradle to TC7X Adapter	<ul style="list-style-type: none"> ▶Allows TC7X to use existing MC95 4-Slot cradles (4-Slot Charge Only or 4-Slot Charge/Ethernet) ▶Existing MC95 cup/cleat on the cradle must be removed and replaced with Adapter. ▶Order four Adapters for each MC95 4-Slot Cradle. ▶TC70 Windows 10 units only capable of charging via 4-Slot Cradles. All other TC7X configurations capable of supporting both Charging and Ethernet communication. ▶Allows existing MC95 customers to reuse their installed base of MC95 cradles. ▶NOTE: SKU is restricted sale. Contact Zebra Product Management with opportunity information to ensure proper training on cradle modification has been met prior to authorizing sale. 	

CRD-TC7X-RECO95-01		MC95 Base - 4-Slot Charge Only Cradle	<ul style="list-style-type: none"> Uses MC95 4-Slot Charge-Only Cradle base along with four TC7X Adapters (ADP-TC7X-REU95-01). Charges 4 terminals Does not charge spare batteries. 	<p>For Desk Mounting: KT-116363-01R</p> <p>For Wall Mounting: KT-116362-01R</p> <ul style="list-style-type: none"> DC Line Cord (CBL-DC-382A1-01) and Power Supply (PWR-BGA12V108W0WW) AC Line Cord (23844-00-00R)
CRD-TC7X-REEU95-01		MC95 Base - 4-Slot Ethernet and Charge Cradle	<ul style="list-style-type: none"> Uses MC95 4-Slot Ethernet Charge Cradle base along with four TC7X Adapters (ADP-TC7X-REU95-01). Allows Ethernet speeds up to 1 Gb Charges 4 terminals Does not charge spare batteries. TC70 Windows 10 units only capable of charging via 4-Slot Cradles. All other TC7X configurations capable of supporting both Charging and Ethernet communication. 	<p>For Desk Mounting: KT-116363-01R</p> <p>For Wall Mounting: KT-116362-01R</p> <ul style="list-style-type: none"> DC Line Cord (CBL-DC-382A1-01) and Power Supply (PWR-BGA12V108W0WW) AC Line Cord (23844-00-00R)

Communication Cables

Part Number	Picture	Description	Notes	Required Items
25-124330-01R		USB 2-Slot ShareCradle to PC/Host cable	<ul style="list-style-type: none"> Micro USB connection on cradle end 	
CBL-TC7X-USB1-01		Snap-on USB Communication/Charging Cable	<ul style="list-style-type: none"> Attaches to rear accessory port on TC7X Can't be used at same time as other Snap-on accessories Blocks view of rear facing camera 	Power Supply (PWR-BUA5V16W0WW), DC Line Cord (CBL-DC-383A1-01) and AC Line Cord (50-16000-182R) for charging OR Vehicle Charger Cable for Vehicle Cradles/Snap-on Cables and ZQ500/QLn Series Printers (VAM-MPP-VHCH1-01)
CBL-TC7X-SERL1-01		Snap-on Serial Communication/Charging Cable	<ul style="list-style-type: none"> Attaches to rear accessory port on TC7X Can't be used at same time as other Snap-on accessories Blocks view of rear facing camera 	Power Supply (PWR-BUA5V16W0WW), DC Line Cord (CBL-DC-383A1-01) and AC Line Cord (50-16000-182R) for charging OR Vehicle Charger Cable for Vehicle Cradles/Snap-on Cables and ZQ500/QLn Series Printers (VAM-MPP-VHCH1-01)
CBL-TC7X-DEX1-01		Snap-on DEX Cable	<ul style="list-style-type: none"> Attaches to rear accessory port on TC7X Can't be used at same time as other Snap-on accessories Does not provide device charging. Blocks view of rear facing camera 	
3rd party *		USB micro-A to USB A Female adapter	<ul style="list-style-type: none"> Allows the TC7X to act as a USB host to connect to devices like USB flash drives/memory sticks, mice, etc. Connects to 2-Slot USB ShareCradle 	

(see <http://www.cyberguys.com/product-details/?productid=33062>)




Snap-On Accessories

Part Number	Picture	Description	Notes	Required Items
MSR-TC7X-SNP1-01		Snap-on Mag Stripe Reader (MSR)	<ul style="list-style-type: none"> ▶ Reads Tracks 1, 2, & 3. ▶ Offers Point-to-point encryption (P2PE) w/ Encryption for Tracks 1, 2, & 3, supporting TDES/DUKPT & AES/DUKPT. ▶ Compatible with Hand strap, Holster, Charge-Only Cradles, and Charging Cable Cups. ▶ NOT compatible with other snap on accessories or USB/Ethernet cradles ▶ Allows access to rear facing camera 	
TRG-TC7X-SNP1-02		Snap-on Pistol Grip Trigger Handle	<ul style="list-style-type: none"> ▶ Transforms device into all-touch handle style terminal for use in high volume scanning operations ▶ 6.4 oz weight with spring back trigger designed for repetitive scanning. ▶ Trigger pull will awake device. ▶ Trigger can be easily removed for battery access. ▶ Compatible with Holster for Trigger Handle devices, Charge-Only Cradles, and Charging Cable Cups. ▶ Integrated three point stand allows device to be rested when not in use. ▶ NOT compatible with Hand Strap, other snap on accessories or USB/Ethernet cradles. ▶ NOTE: Even when Handle is removed from TC7X, the cleat may interfere with the device fitting into USB/Ethernet cradles. The cleat may need to be removed when using these cradles. ▶ Includes trigger handle clip/cleat that replaces the TC7X's existing hand strap clip. ▶ Now includes tether strap to prevent Pistol Grip and Cleat from being separated. ▶ Now provides additional spring tension on pistol grip to TC7X connection points. ▶ Can be used with Wrist Strap (50-12500-066), although included tether strap can also be used for this. ▶ Blocks view of rear facing camera 	

<p>23-7X-09-TG-01 (3rd party) *</p> <p>Order through ScanSource in NA/EMEA or through POSPOS in APAC.</p> <p>http://www.tis-gmbh.de/en/</p>		<p>Trigger Handle</p>	<ul style="list-style-type: none"> ▶Simple compact trigger handle. ▶Trigger handle mechanically presses the scan trigger button on the TC70 or the PTT button on the TC75/TC70x/TC75x when the trigger handle is pulled (PTT button requires re-mapping to perform scan). ▶TC7X snaps into place on the Handle. ▶Gun form factor allows ergonomically optimized scanning position. ▶Designed to provide comfortable balance in the hands of the user. ▶TC7X can be recharged in Single or Multi-Slot cradles with the trigger handle installed. ▶Does not block access to camera on back of TC7X. ▶Includes stylus holder and tether point for stylus tether. ▶TC7X Handstrap does not need to be removed to use with Handle. ▶Handle must be removed to swap battery on device. ▶Trigger mechanism was designed for over 1 million pulls. 	
<p>ADP-TC7X-AUD35-01</p>		<p>Snap-on Audio Adapter (3.5mm jack)</p>	<ul style="list-style-type: none"> ▶Provides 3.5mm barrel jack connector ▶Audio jack is at the end of a 3.5" pigtail cable extending from the rear of the adapter. ▶Features Internal sealing and Rubber sealing to reduce connector corrosion and jack exposure. Ability to attach without removing hand strap and no need to detach to access the battery. Camera, Flash and IRDA window exposed. ▶NOT compatible with other snap on accessories or USB/Ethernet cradles ▶Allows access to rear facing camera. 	
<p>KIT-TC7X-AUDL35-01</p>		<p>Snap-on Audio Adapter (3.5mm jack) with Retention and Anti-Rotation Lock/Clip</p>	<ul style="list-style-type: none"> ▶Provides 3.5mm barrel jack connector that is keyed/collared for a locking failsafe connection with matching cables and headsets. ▶Audio jack is at the end of a 3.5" pigtail cable extending from the rear of the adapter. ▶Features Internal sealing and Rubber sealing to reduce connector corrosion and jack exposure. Ability to attach without removing hand strap and no need to detach to access the battery. Camera, Flash and IRDA window exposed. ▶NOT compatible with other snap on accessories or USB/Ethernet cradles ▶Allows access to rear facing camera. ▶Includes Snap-on 3.5mm Audio Adapter (ADP-TC7X-AUD35-01) and Retention/Anti-Rotation Lock (ADP-LOCK-3.5HT1-01) 	







<p>23-7X-09-TSO-01 (for Agilion)</p> <p>23-7X-09-TSO-02 (for Solcon)</p> <p>23-7X-09-TSO-03 (for Ubisense)</p> <p>(3rd party) *</p> <p>http://tis-gmbh.de/en</p>		<p>TIS snap-on RTLS Transponder</p>	<ul style="list-style-type: none"> ▶Provides Real-Time Location System (RTLS) tracking of the TC7X from various RTLS application providers. ▶Transponder is powered from the TC7X ▶Does not block access to camera. ▶TC7X can still be docked in Charge-Only cradles and will also work with TIS Snap-on Pistol Grip Trigger Handle (23-7X-09-TG-01) ▶LED on snap-on indicates transponder is being powered. 	
Misc				
Part Number	Picture	Description	Notes	Required Items
SG-TC7X-RHLSTR1-01		Rigid Holster	<ul style="list-style-type: none"> ▶TC7X Rigid Holster w/ snap in Design to accommodate hand strap and Snap-ons (e.g. MSR) for easy insertion/removal ▶Rotating Belt Clip with ability to insert in either direction. ▶NOT compatible with Trigger Handle 	
SG-TC7X-HLSTR1-02		Soft Holster	<ul style="list-style-type: none"> ▶Vertical orientation with Open Bucket design to accommodate hand strap and Snap-ons such as the MSR for easy insertion and removal. ▶Includes Loop and tether point for optional stylus. ▶Non rotating for maximum durability. ▶Opening at bottom of holster for providing drainage and route for audio from device's speaker. ▶Uses improved materials vs. SG-TC7X-HLSTR1-01 	
TM-CTC70 (3rd party) *		TC7X Case	<ul style="list-style-type: none"> ▶Includes D ring and hand strap ▶Provides access to camera 	
<p>http://www.taylormadecases.com</p>				





<p>AC1755DWSP (3rd party) *</p> <p>http://www.ultimacase.com</p>		<p>Holster for TC7X with Snap-On Trigger Handle</p> 	<ul style="list-style-type: none"> ▶Holsters TC70 units using Trigger Handle (TRG-TC7X-SNP1-01) ▶Made with durable easy care Ballistic nylon ▶Belt loop designed for left or right handed users ▶Exterior pocket holds spare battery ▶Drain hole in case of inclement weather 	
<p>TM-CTC70G (3rd party) *</p> <p>http://www.laylormadecases.com</p>		<p>Case for TC7X with Pistol Grip Trigger Handle</p>	<ul style="list-style-type: none"> ▶Full access to touch screen ▶Includes D ring 	
<p>TM-HUTC70 (3rd party) *</p> <p>http://www.laylormadecases.com</p>		<p>Holster for TC7X with Pistol Grip Trigger Handle</p>	<ul style="list-style-type: none"> ▶Includes slide clip on back and small front elastic pocket. 	

<p>TM-WS-TC70 (3rd party) *</p> <p>http://www.taylormadecases.com</p>		<p>Wrist Mount Holster</p>	<ul style="list-style-type: none"> ▶Allows TC7X to be worn as a wearable device. ▶Full access to touch screen 	
<p>(3rd party) *</p> <p>http://www.ultimacase.com</p> <p>http://www.taylormadecases.com</p>		<p>Additional Cases & Holsters for TC7X</p>		
<p>A1234ST (3rd party) *</p> <p>https://shilpitrading.com</p>		<p>Soft Wearable Holster</p>	<ul style="list-style-type: none"> ▶Durable Ballistic Nylon Holster. ▶Elastic side panels expand to accommodate varying device types and battery sizes. ▶Compatible with MC55, MC6x, MC7x, and TC7x. ▶Covered Belt Clip for quick on/off waist belt. ▶Retaining strap at top to secure device in holster. ▶Includes D-rings for optional shoulder strap use. ▶Elastic loop on each side can be used for storing stylus. ▶Can be used with optional Waist Belt for Holster (A1227ST) or Shoulder Strap (A1236ST) 	
<p>A1217ST (3rd party) *</p> <p>https://shilpitrading.com</p>		<p>Soft Wearable Holster with Shoulder Strap</p>	<ul style="list-style-type: none"> ▶Leather-like material with smooth finish. ▶Elastic side panels expand to accommodate varying device types and battery sizes. ▶Compatible with MC55, MC6x, MC7x, and TC7x. ▶Covered Belt Clip for quick on/off waist belt. ▶Retaining strap at top to secure device in holster. ▶Includes D-rings for use with included shoulder strap. ▶Shoulder Strap is 3/8" wide and adjustable to 70" length. ▶Elastic loop on each side can be used for storing stylus. ▶Can be used with optional Waist Belt for Holster (A1227ST). 	




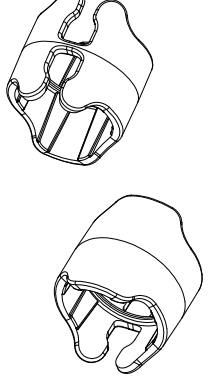

<p>A1216ST (3rd party) *</p> <p>https://shilpitradng.com</p>		<p>Soft Wearable Dual Holster with Shoulder Strap</p>	<ul style="list-style-type: none"> ▶Leather-like material with smooth finish. ▶Includes two pockets - one for device and another for cell phone, mobile payment unit or spare battery. ▶Elastic side panels expand to accomodate varying device types and battery sizes. ▶Compatible with MC55, MC6x, MC7x, and TC7x. ▶Covered Belt Clip for quick on/off waist belt. ▶Retaining strap at top to secure device in holster. ▶Includes D-rings for use with included shoulder strap. ▶Shoulder Strap is 3/8" wide and adjustable to 70" length. ▶Elastic loop on each side can be used for storing stylus. ▶Can be used with optional Waist Belt for Holster (A1227ST). 	
<p>SG-TC7X-HSTR2-03 (pack of 3)</p>		<p>Replacement Handstraps</p>	<ul style="list-style-type: none"> ▶Leather and Hypalon Pad for maximum comfort & wear resistance ▶Adjustable Velcro design provides comfort to support a wide range of hand sizes whiles resisting wear in rugged environments. ▶Also provides a loop and tether point for the optional stylus. ▶Plastic Clip latches into terminal for easy insertion and removal. ▶Has improved handstrap materials vs. SG-TC7X-HSTRP1-03 	

<p>SG-MC33-LNYDB-01</p>		<p>Lanyard</p>	<ul style="list-style-type: none"> ▶Allows unit to be attached to a retractable lanyard. ▶Lanyard can be worn cross-body using included strap or strap can be removed and lanyard can be attached to belt. ▶Standard TC7X handstrap must be removed to allow lanyard to be attached. ▶Not compatible with TC7X Pistol Grip trigger handle. ▶Can be used with Belt Holster (11-08062-02R) 	
<p>11-08062-02R</p>		<p>Belt for holster</p>	<ul style="list-style-type: none"> ▶Belt is 2 inches wide ▶Extends to 48 inches ▶Has improved buckle and softer belt material 	
<p>A1227ST (3rd party) * https://www.shilpitrading.com</p>		<p>Belt for Holster</p>	<ul style="list-style-type: none"> ▶Belt is 2 inches wide ▶Extends to 48 inches ▶Quick on/off snap buckle 	
<p>V6198DW (3rd party) * http://www.ultimacase.com</p>		<p>Belt Extender</p>	<ul style="list-style-type: none"> ▶Used to extend the holster belt (11-08062-02R) an additional 10 inches 	
<p>ADP-TC7X-CLHHTH-10 (pack of 10)</p>		<p>Replacement Cleats and Handstrap for Trigger Handle</p>	<ul style="list-style-type: none"> ▶Attaches under battery and provides attachment point for the Snap-on Pistol Grip Trigger Handle (TRG-TC7X-SNP1-02) ▶Includes Handstrap (tether strap) to prevent Pistol Grip and Cleat from being separated. ▶One Cleat and Handstrap is normally included with each Trigger Handle ▶NOTE: Use of this cleat may interfere with the device fitting into USB/Ethernet cradles. The cleat may need to be removed when using these cradles. 	



50-12500-066		Wrist Strap for Trigger Handle	<ul style="list-style-type: none"> Attaches to bottom of Snap-on Pistol Grip Trigger Handle (TRG-TC7X-SNP1-01) 	
SG-TC7X-STYLUS-03 (pack of 3)		Stylus Kit with Tether	<ul style="list-style-type: none"> Includes fine-pitch, capacitive Stylus (SG-TC7X-STYLUS1-03) and coiled tether (KT-TC7X-TETHR1-03) Conductive Carbon-filled plastic material w/ 5mm tip. Length of stylus is 3.5". Rigid plastic stylus is optimized for enterprise durability. Clip & tether point to reduce loss. Tether to Handstrap When not being used stylus can be stored in loop on Handstrap or in the optional Holster 	
SG-TC7X-STYEX1-3 (pack of 3)		Extended Length Stylus	<ul style="list-style-type: none"> Conductive Carbon-filled plastic material w/ 5mm tip Rigid plastic stylus is optimized for enterprise durability. Clip & tether point to reduce loss. When not being used stylus can be stored in optional Holster To be discontinued 2/2019 - see PMB 10057 	
SG-ET5X-SLTETR-01		Coiled Tether for Stylus		
HDST-35MM-PTVP-01		PTT and VoIP Headset (3.5mm jack)	<ul style="list-style-type: none"> For Push-To-Talk (PTT) and VoIP telephony Uses 3.5mm rugged jack that is keyed/collared for a locking failsafe connection. Rotating earpiece allows for right or left ear configuration Built-in cord wrap mono with microphone includes clip for attaching PTT button to clothing. 	TC7X Snap-on Audio Adapter (3.5mm jack) with retention and anti-rotation lock (KIT-TC7X-AUDL35-01)
HDST-25MM-PTVP-01		PTT and VoIP Headset (2.5mm jack)	<ul style="list-style-type: none"> For Push-To-Talk (PTT) <u>and</u> VoIP telephony 2.5 mm jack Rotating earpiece allows for right or left ear configuration Built-in cord wrap mono with microphone includes clip for attaching PTT button to clothing. Recommend using 3.5mm headset (HDST-35MM-PTVP-01) instead since this feature a more secure locking jack connector. 	2.5mm Snap-on Audio Adapter (ADP-TC7X-AUDIO1-01)









<p>See HS2100-HS3100 Accessories Document</p>		<p>HS2100 Rugged Wired Headset</p>	<ul style="list-style-type: none"> ▶Built to handle the everyday inevitable drops ▶Dustproof, sprayproof and waterproof ▶Ready for the freezer and outdoor subzero temperatures ▶Feather-light for extraordinary comfort ▶Noise cancellation for a superior voice experience in the noisiest environments ▶Detachable swivel boom minimizes costs. ▶Swivelling boom mutes microphone allowing uses to prevent voice pick applications from recognizing non-voice pick conversations. ▶User-replaceable pads and windscreens maximize comfort and hygiene 	<p>HS2100 to 3.5mm Standard Cable (CBL-HS2100-3MS1-01) AND TC7X Snap-on Audio Adapter (3.5mm jack) with retention and anti-rotation lock (KIT-TC7X-AUDL35-01)</p> <p>See HS2100/HS3100 Accessories Document for additional headset accessories</p>
<p>RCH51</p>		<p>Rugged Cabled Headset</p>	<ul style="list-style-type: none"> ▶For VoIP use only, not Push-To-Talk (PTT) ▶Improved to withstand chemicals in certain hair gels ▶Noise cancelling microphone filters ambient noise inches away ▶Extremely rugged strain relief features ensure cable bend tolerance, even at -30C ▶IP67 sealing throughout the headset protects sensitive components from moisture and dust ▶High-strength plastics survive 6' drop at -30C & 500 tumbles ▶Weight: 4 oz. ▶See RCH50/RCH51 Accessories Document for additional accessories. 	<p><u>Option 1</u> TC7X Snap-on Audio Adapter (3.5mm jack) with retention and anti-rotation lock (KIT-TC7X-AUDL35-01) AND Quick Disconnect Headset Adapter Cable (ADP-35M-QDCBL1-01)</p> <p><u>Option 2</u> 2.5mm Snap-on Audio Adapter (ADP-TC7X-AUDIO1-01) AND Quick Disconnect Adapter Cable (25-124387-02R)</p>
<p>3PTY-VXI-VR12 (Zebra orderable SKU)</p> <p>http://www.vxicorp.com</p>		<p>VXi VR12 Wired Noise Cancelling Headset</p> 	<ul style="list-style-type: none"> ▶To be discontinued 10/2018, now use HS2100 series - PMB 10005 ▶Audio accuracy for voice picking and other speech recognition applications. ▶High quality durability stands up to all-day, every-day use. ▶Lightweight design is easy and comfortable to wear all day. ▶Compatible with most major wearable computers and devices used in voice-picking environments. ▶G type (GN Netcom) Quick Disconnect. ▶Convertible design gives choice of over-the-head and behind-the-neck wearing styles 	<p><u>Option 1</u> TC7X Snap-on Audio Adapter (3.5mm jack) with retention and anti-rotation lock (KIT-TC7X-AUDL35-01) AND Quick Disconnect Headset Adapter Cable (ADP-35M-QDCBL1-01)</p> <p><u>Option 2</u> 2.5mm Snap-on Audio Adapter (ADP-TC7X-AUDIO1-01) AND Quick Disconnect Adapter Cable (25-124387-02R)</p>





<p>See HS2100-HS3100 Accessories Document</p>		<p>HS3100 Rugged Bluetooth Headset</p>	<ul style="list-style-type: none"> ▶HD Voice, also known as Wide Band Audio, brings incredible audio clarity ▶Built to handle the everyday inevitable drops ▶Dustproof, sprayproof and waterproof ▶Ready for the freezer and outdoor subzero temperatures ▶Feather-light for extraordinary comfort ▶Noise cancellation for a superior voice experience in the noisiest environments ▶Swap batteries on the fly – without losing the Bluetooth connection ▶Split-second tap-to-pair simplicity using NFC. ▶Detachable swivel boom minimizes costs. ▶Swivelling boom mutes microphone allowing users to prevent voice pick applications from recognizing non-voice pick conversations. ▶User-replaceable pads and windscreens maximize comfort and hygiene ▶15 hours of battery power 	<p>See HS2100/HS3100 Accessories Document for headset accessories</p>
<p>3PTY-VXI-B350XT (Zebra orderable SKU)</p> <p>http://www.vxicorp.com</p>		<p>VXi BlueParrott Bluetooth Headset for voice directed applications</p>	<ul style="list-style-type: none"> ▶To be discontinued 10/2018, now use HS3100 series - PMB 10005 ▶Used to enable Voice Directed Picking (VDP) or Speech Applications in warehouse environments when the use of a wireless headset is desired ▶Not intended to support peer-to-peer communications (PTT) or VoIP calls. ▶Provides 24 hours talk time. ▶Allows the use of other BT devices (i.e. RS6000 scanner or mobile printer) ▶Zebra Compatible certification for VDP application use with MC32. 	
<p>3PTY-VXI-B250XTP (Zebra orderable SKU)</p> <p>http://www.vxicorp.com</p>		<p>VXi BlueParrott Bluetooth Headset for voice directed applications</p>	<ul style="list-style-type: none"> ▶To be discontinued 10/2018, now use HS3100 series - PMB 10005 ▶Used to enable Voice Directed Picking (VDP) or Speech Applications in warehouse environments when the use of a wireless headset is desired ▶Not intended to support peer-to-peer communications (PTT) or VoIP calls. ▶Provides 20 hours talk time. ▶Allows the use of other BT devices (i.e. RS6000 scanner or mobile printer) 	
<p>3PTY-VXI-EXPWAYII (Zebra orderable SKU)</p> <p>http://www.vxicorp.com</p>		<p>VXi BlueParrott Bluetooth Headset for voice directed applications</p>	<ul style="list-style-type: none"> ▶To be discontinued 10/2018, now use HS3100 series - PMB 10005 ▶Used to enable Voice Directed Picking (VDP) or Speech Applications in warehouse environments when the use of a wireless headset is desired ▶Not intended to support peer-to-peer communications (PTT) or VoIP calls. ▶Provides 8 hours talk time. ▶Allows the use of other BT devices (i.e. RS6000 scanner or mobile printer) ▶Zebra Compatible certification for VDP application use with MC92, VC70, WT41 and MC32. 	

CBL-HS2100-3MS1-01		HS2100 Headset Standard Cable (3.5 mm jack)	<ul style="list-style-type: none"> ▶3.5mm barrel jack connector ▶For use with TC7X, TC8000, or other devices using a 3.5mm barrel jack audio connector ▶Cable is 43" (1.1 M) long ▶Rugged cable with rugged connectors that are keyed for failsafe connectivity ▶Includes one clothing clip. Additional clips can be purchased separately. 	TC7X Snap-on Audio Adapter (3.5mm jack) with retention and anti-rotation lock (KIT-TC7X-AUDL35-01)
25-124387-02R		RCH50/RCH51 Headset Adapter Cable	<ul style="list-style-type: none"> ▶Connects RCH50/RCH51 headset to devices with standard 3-pole 2.5mm barrel jack connector. ▶Updated cable minimizes cross talk and intermittency issues. 	2.5mm Snap-on Audio Adapter (ADP-TC7X-AUDIO1-01)
ADP-35M-QDCBL1-01		RCH50/RCH51 Quick Disconnect Headset Adapter Cable	<ul style="list-style-type: none"> ▶Connects RCH50/RCH51 headset (or headsets with Quick-Disconnect connector) to devices with 3-pole 3.5mm barrel jack connector. ▶Cable features a rugged keyed/collared jack for a locking failsafe connection. 	TC7X Snap-on Audio Adapter (3.5mm jack) with retention and anti-rotation lock (KIT-TC7X-AUDL35-01)
ADP-LOCK-3.5HT1-01		3.5mm Audio Adapter Retention and Anti-Rotation Lock	<ul style="list-style-type: none"> ▶This clip is used with the Snap-on 3.5mm Audio Adapter (ADP-TC7X-AUDL35-01) and keyed headset cables to prevent cable rotation/spinning and also to provide a secure, reliable headset connection. ▶Clip is normally included with Snap-on 3.5mm Audio Adapter KIT (KIT-TC7X-AUDL35-01). ▶NOTE: This is a Spare/Service Parts item. Contact an authorized Zebra reseller to order. 	
SG-TC7X-SCRNTMP-01 (single)		Tempered Glass Screen Protector	<ul style="list-style-type: none"> ▶Compatible with TC70x/TC75x series only (not TC70/TC75 series) 	

Power Cords/Power Supplies

Part Number	Picture	Description	Notes	Required Items
CBL-DC-388A1-01		DC Power Cord	<ul style="list-style-type: none"> ▶Used along with Power Supply PWR-BGA12V50W0WW to power 2-Slot Cradle and SACX000 4-Slot Battery Charger. ▶Cable length is 1.8 meters 	
PWR-BGA12V50W0WW		Power Supply	<ul style="list-style-type: none"> ▶Used to power 2-Slot Cradle and SACX000 4-Slot Battery Charger. ▶100-240 VAC, 12V, 4.16A, 50W ▶Provides US DOE Level VI compliance for power efficiency. ▶Replaces PWRS-14000-148R 	DC Line Cord (CBL-DC-388A1-01) and AC Line Cord (23844-00-00R)

KIT-PWR-12V50W		Power Supply Kit	<ul style="list-style-type: none"> Includes Power Supply (PWR-BGA12V50W0WW) and DC Line Cord (CBL-DC-388A1-01) 	AC Line Cord (23844-00-00R)
CBL-DC-383A1-01		DC Line Cord	<ul style="list-style-type: none"> Used to power Snap-On USB/Charge Cable with Power Supply PWR-BUA5V16W0WW Cable length is 6 ft. 	
PWR-BUA5V16W0WW		Power Supply	<ul style="list-style-type: none"> Used with Charging Cable Cup, Serial/Charge Cable, and USB/Charge Cable Cups 100-240VAC, 5.4V, 3A, 16W Meets US DOE Level VI efficiency standard Replaces PWRS-14000-249R 	DC Line Cord (CBL-DC-383A1-01) and AC Line Cord (50-16000-182R)
CBL-DC-381A1-01		DC Power Cord	<ul style="list-style-type: none"> Used to power 5-Slot ShareCradles when using Level VI Efficiency power supply (PWR-BGA12V108W0WW) This cable does not include the black extension release latch which is not required when used on Multi-Slot ShareCradles. CBL-DC-382A1-01 is still typically used though. 	
CBL-DC-382A1-01		DC Power Cord	<ul style="list-style-type: none"> Used with Power Supply PWR-BGA12V108W0WW to power 5-Slot ShareCradles. 	
PWR-BGA12V108W0WW		Power Supply	<ul style="list-style-type: none"> Used to power Four Slot Cradles 100-240 VAC, 12V, 9A, 108W Provides US DOE Level VI compliance for power efficiency. Replaces PWRS-14000-241R 	CBL-DC-382A1-01 and 23844-00-00R
23844-00-00R		AC Line Cord	Used to power Cradles	
50-16000-182R		AC Line Cord	Used with 50-14000-147R/50-14000-249R/PWRS-14000-249R/PWR-BUA5V16W0WW to power Snap-on charging cables	
Batteries				
Part Number	Picture	Description	Notes	Required Items

<p>BTRY-TC7X-46MAH-01 (single) BTRY-TC7X-46MAH-10 (10 pack)</p>		<p>TC70/TC75 Spare 1X Battery with PowerPrecision (4620 mAh)</p> 	<ul style="list-style-type: none"> ▶Recommended for use in TC70/TC75 series only. - If used in TC70x/TC75x battery will not give an accurate reading of the capacity or the state of health. For all charge levels the battery capacity indicator will read 50% (see PMB 2863). ▶Designed, manufactured & tested to meet rigorous controls & standards ▶Premium-grade cells with higher capacity & longer life cycle ▶Designed to help prevent overcharging & electrical shock ▶Strong & robust housing for optimal performance & durability ▶Information available: <ul style="list-style-type: none"> - Available charge status - Total charge accumulated on the battery - Basic state of health 	
<p>BTRY-TC7X-46MPP-01 (single) BTRY-TC7X-46MPP-10 (10 pack)</p> <p>BTRY-TC7X-46MPPBR (for use in Brazil)(single battery) BTRY-TC7X-46MPP-IN (for use in India)(single battery)</p>		<p>TC70x/TC75x Spare 1X Battery with PowerPrecision Plus (4620 mAh)</p> 	<ul style="list-style-type: none"> ▶Recommended for use in TC70x/TC75x series. Blue label on battery distinguishes from TC70/TC75 series battery (BTRY-TC7X-46MAH-01 / BTRY-TC7X-46MA2-01). ▶Battery is also compatible with TC70/TC75 series units. Note that Spare Battery Chargers designed specifically for the TC70/TC75 series will not charge this battery and may cause damage to the battery (see PMB 2863). ▶Designed, manufactured & tested to meet rigorous controls & standards ▶Premium-grade cells with higher capacity & longer life cycle ▶Designed to help prevent overcharging & electrical shock ▶Strong & robust housing for optimal performance & durability ▶Information available: <ul style="list-style-type: none"> - Advanced state of Charge (shows the remaining battery power based on two factors: present charge and present real-time usage patterns of the device. - Advanced State of Health (highly accurate end-of-life prediction) - Dynamic usage patterns are constantly calculated, factoring in criteria such as the applications that are in use and scanning frequency). 	